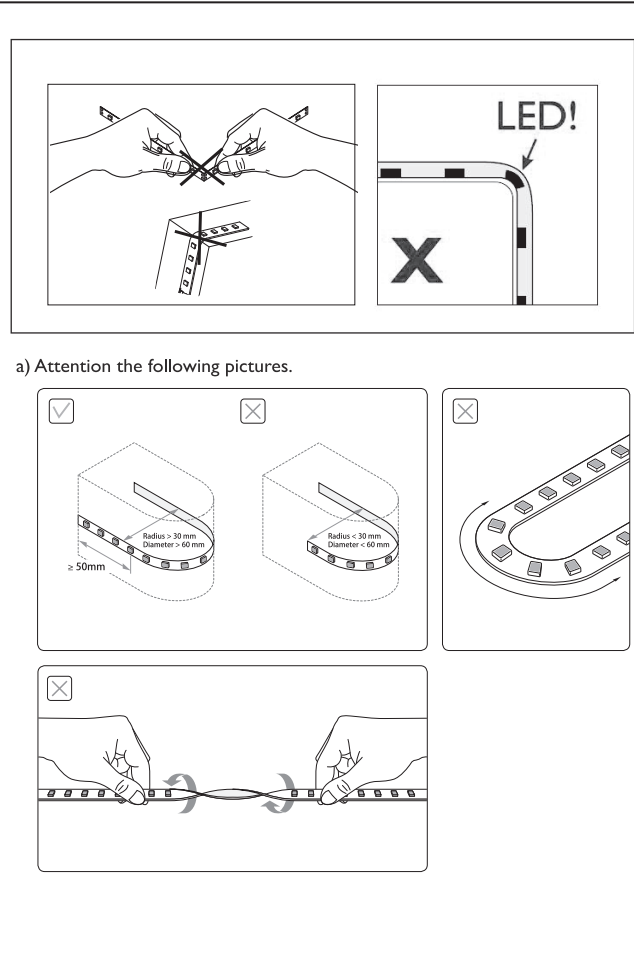



80G Double adhesive paper printing front and back A3(420*297mm)



a) Attention the following pictures.



Philips and the Philips Shield Emblem are registered trademarks of Koninklijke Philips N.V.

Signify
I.B.R.S. / C.C.R.I. Numéro 10461
5600 VB Eindhoven, the Netherlands
00800-74454775

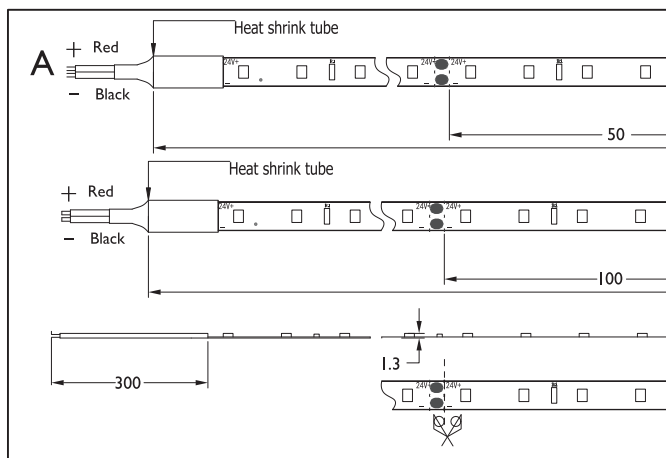
3241 657 97964
© 2021 Signify Holding
©ignify

Signify Commercial UK Limited
Unit 3, Guildford Business Park,
Guildford, Surrey, GU2 8XG, UK



Please read this manual carefully before using the product

I2NC	Type	LED/M	Voltage	Power/1M	Power/2M	Power/3M	Power/4M	Power/5M	M/roll
92900264702	CorePro LEDstrip 827 270LMM SM	70xSMD2835LED	24V DC	2.3W	4.5W	6.6W	8.8W	10.5W	5m
92900264802	CorePro LEDstrip 830 270LMM SM	70xSMD2835LED	24V DC	2.3W	4.5W	6.6W	8.8W	10.5W	5m
92900264902	CorePro LEDstrip 840 300LMM SM	70xSMD2835LED	24V DC	2.3W	4.5W	6.6W	8.8W	10.5W	5m
92900265002	CorePro LEDstrip 855 300LMM SM	70xSMD2835LED	24V DC	2.3W	4.5W	6.6W	8.8W	10.5W	5m
92900265102	CorePro LEDstrip 827 750LMM SM	70xSMD2835LED	24V DC	6W	11.5W	17W	22W	27W	5m
92900265202	CorePro LEDstrip 830 750LMM SM	70xSMD2835LED	24V DC	6W	11.5W	17W	22W	27W	5m
92900265302	CorePro LEDstrip 840 800LMM SM	70xSMD2835LED	24V DC	6W	11.5W	17W	22W	27W	5m
92900265402	CorePro LEDstrip 865 800LMM SM	70xSMD2835LED	24V DC	6W	11.5W	17W	22W	27W	5m
92900265502	CorePro LEDstrip 827 1080LMM SM	70xSMD2835LED	24V DC	9.2W	18W	25W	33W	39W	5m
92900265602	CorePro LEDstrip 830 1080LMM SM	70xSMD2835LED	24V DC	9.2W	18W	25W	33W	39W	5m
92900265702	CorePro LEDstrip 840 1200LMM SM	70xSMD2835LED	24V DC	9.2W	18W	25W	33W	39W	5m
92900265802	CorePro LEDstrip 865 1180LMM SM	70xSMD2835LED	24V DC	9.2W	18W	25W	33W	39W	5m
92900265902	CorePro LEDstrip 827 1450LMM SM	70xSMD2835LED	24V DC	12.3W	24W	35W	44W	52W	5m
92900266002	CorePro LEDstrip 830 1450LMM SM	70xSMD2835LED	24V DC	12.3W	24W	35W	44W	52W	5m
92900266102	CorePro LEDstrip 840 1600LMM SM	70xSMD2835LED	24V DC	12.3W	24W	35W	44W	52W	5m
92900266202	CorePro LEDstrip 865 1580LMM SM	70xSMD2835LED	24V DC	12.3W	24W	35W	44W	52W	5m
92900266302	MAS LEDstrip 927 475LMM SM	140xSMD2835LED	24V DC	4.3W	8.5W	13W	17W	19W	5m
92900266402	MAS LEDstrip 930 475LMM SM	140xSMD2835LED	24V DC	4.3W	8.5W	13W	17W	19W	5m
92900266502	MAS LEDstrip 940 500LMM SM	140xSMD2835LED	24V DC	4.3W	8.5W	13W	17W	19W	5m
92900266602	MAS LEDstrip 965 500LMM SM	140xSMD2835LED	24V DC	4.3W	8.5W	13W	17W	19W	5m
92900266702	MAS LEDstrip 927 920LMM SM	140xSMD2835LED	24V DC	8.3W	16W	23W	29.5W	37W	5m
92900266802	MAS LEDstrip 930 920LMM SM	140xSMD2835LED	24V DC	8.3W	16W	23W	29.5W	37W	5m
92900266902	MAS LEDstrip 940 1000LMM SM	140xSMD2835LED	24V DC	8.3W	16W	23W	29.5W	37W	5m
92900267002	MAS LEDstrip 965 950LMM SM	140xSMD2835LED	24V DC	8.3W	16W	23W	29.5W	37W	5m
92900267102	MAS LEDstrip 927 1380LMM SM	140xSMD2835LED	24V DC	12.5W	24W	35W	42W	52W	5m
92900267202	MAS LEDstrip 930 1380LMM SM	140xSMD2835LED	24V DC	12.5W	24W	35W	42W	52W	5m
92900267302	MAS LEDstrip 940 1500LMM SM	140xSMD2835LED	24V DC	12.5W	24W	35W	42W	52W	5m
92900267402	MAS LEDstrip 965 1450LMM SM	140xSMD2835LED	24V DC	12.5W	24W	35W	42W	52W	5m
92900267502	MAS LEDstrip 927 1830LMM SM	140xSMD2835LED	24V DC	16.6W	31W	43W	52W	67W	5m
92900267602	MAS LEDstrip 930 1830LMM SM	140xSMD2835LED	24V DC	16.6W	31W	43W	52W	67W	5m
92900267702	MAS LEDstrip 940 2000LMM SM	140xSMD2835LED	24V DC	16.6W	31W	43W	52W	67W	5m
92900267802	MAS LEDstrip 965 2000LMM SM	140xSMD2835LED	24V DC	16.6W	31W	43W	52W	67W	5m
92900267902	MAS LEDstrip 927 2400LMM SM	140xSMD2835LED	24V DC	21.3W	42W	60W	74W	81W	5m
92900268002	MAS LEDstrip 930 2400LMM SM	140xSMD2835LED	24V DC	21.3W	42W	60W	74W	81W	5m
92900268102	MAS LEDstrip 940 2500LMM SM	140xSMD2835LED	24V DC	21.3W	42W	60W	74W	81W	5m
92900268202	MAS LEDstrip 965 2450LMM SM	140xSMD2835LED	24V DC	21.3W	42W	60W	74W	81W	5m



Attention: connectors need to be purchased separately for use.

1. Tape to Cable, See B. Model: 929003167702

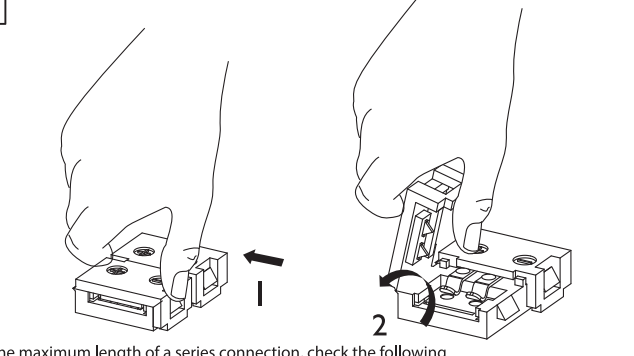
2. Cable to cable, see C. Model: 929003167802

3. Tape to Cable, see D. Model: 929003167902

2. Peel of protective foil from back of LED tape prior to gluing the tape on chosen surface.

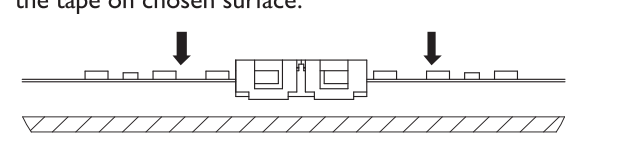
In case of using extension connectors first peel of only 10mm of protective foil apply connectors and then peel of the rest of protective foil.

3. To use the connector (929003167702, 929003167802, 929003167902)

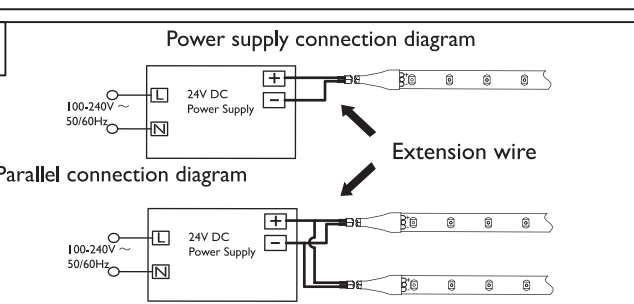


For the maximum length of a series connection, check the following pictures. Never exceed 2A or 48Watt for a series connection.

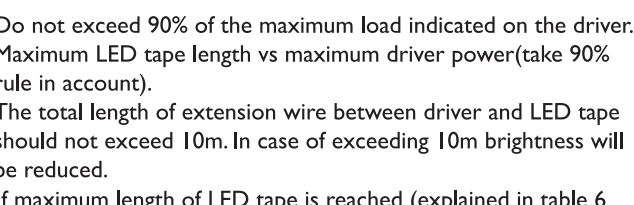
5. Detach entire protective layer from 3M tape before gluing the tape on chosen surface.



7. Power supply connection diagram



Parallel connection diagram

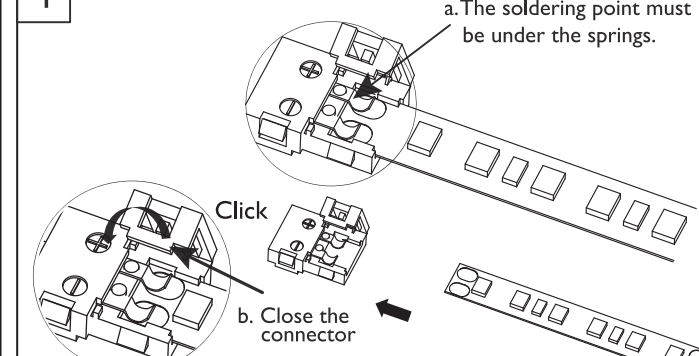


Do not exceed 90% of the maximum load indicated on the driver. Maximum LED tape length vs maximum driver power (take 90% rule in account). The total length of extension wire between driver and LED tape should not exceed 10m. In case of exceeding 10m brightness will be reduced. If maximum length of LED tape is reached (explained in table 6 and 7) then LED tapes can be placed in parallel in order to use full driver power.

Max product length by power supply

Type	Max product length by 20W power supply	Max product length by 40W power supply	Max product length by 60W power supply	Max product length by 120W power supply
CorePro LEDstrip 827 270LMM SM	10m	10m	/	/
CorePro LEDstrip 830 270LMM SM	10m	10m	/	/
CorePro LEDstrip 840 300LMM SM	10m	10m	/	/
CorePro LEDstrip 865 300LMM SM	10m	10m	/	/
CorePro LEDstrip 827 750LMM SM	5m	10m	/	/
CorePro LEDstrip 830 750LMM SM	5m	10m	/	/
CorePro LEDstrip 840 800LMM SM	5m	10m	/	/
CorePro LEDstrip 865 780LMM SM	5m	10m	/	/
CorePro LEDstrip 827 1080LMM SM	3m	6m	9m	10m
CorePro LEDstrip 830 1080LMM SM	3m	6m	9m	10m
CorePro LEDstrip 840 1200LMM SM	3m	6m	9m	10m
CorePro LEDstrip 865 1180LMM SM	3m	6m	9m	10m
CorePro LEDstrip 827 1450LMM SM	2m	4m	7m	9m
CorePro LEDstrip 830 1450LMM SM	2m	4m	7m	9m
CorePro LEDstrip 840 1600LMM SM	2m	4m	7m	9m
CorePro LEDstrip 865 1580LMM SM	2m	4m	7m	9m
MAS LEDstrip 927 475LMM SM	6m	10m	10m	/
MAS LEDstrip 930 475LMM SM	6m	10m	10m	/
MAS LEDstrip 940 500LMM SM	6m	10m	10m	/
MAS LEDstrip 965 500LMM SM	6m	10m	10m	/
MAS LEDstrip 927 920LMM SM	3m	7m	10m	/
MAS LEDstrip 930 920LMM SM	3m	7m	10m	/
MAS LEDstrip 940 1000LMM SM	3m	7m	10m	/
MAS LEDstrip 965 950LMM SM	3m	7m	10m	/
MAS LEDstrip 927 1380LMM SM	2m	4m	7m	9m
MAS LEDstrip 930 1380LMM SM	2m	4m	7m	9m
MAS LEDstrip 940 1500LMM SM	2m	4m	7m	9m
MAS LEDstrip 965 1450LMM SM	2m	4m	7m	9m
MAS LEDstrip 927 1830LMM SM	1m	3m	5m	7m
MAS LEDstrip 930 1830LMM SM	1m	3m	5m	7m
MAS LEDstrip 940 2000LMM SM	1m	3m	5m	7m
MAS LEDstrip 965 2000LMM SM	1m	3m	5m	7m
MAS LEDstrip 927 2400LMM SM	1m	2m	4m	5m
MAS LEDstrip 930 2400LMM SM	1m	2m	4m	5m
MAS LEDstrip 940 2500LMM SM	1m	2m	4m	5m
MAS LEDstrip 965 2450LMM SM	1m	2m	4m	5m

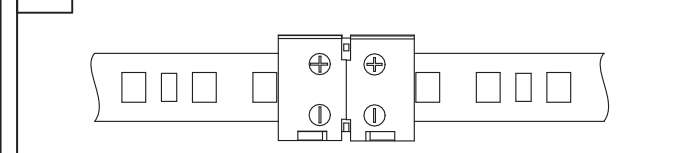
4. Connect the electrodes correctly



a. The soldering point must be under the springs.

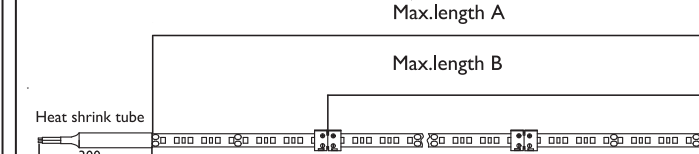
b. Close the connector

6. Diagram of assembly after completion.

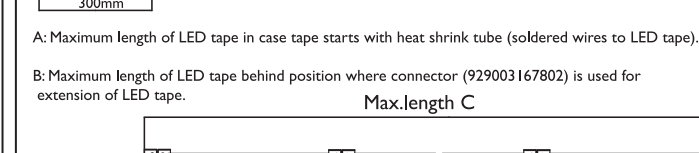


8. Maximum LED strip length as function of connection accessories (connectors). Usage of connectors has limitation on maximum length of tape. Look at instructions below. Warning: Load after connector can be maximum 48W.

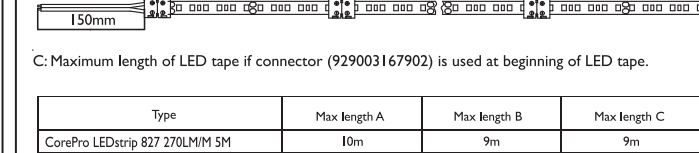
Max.length A



Max.length B



Max.length C



Max product length by power supply

Type	Max length A	Max length B	Max length C
CorePro LEDstrip 827 270LMM SM	10m	9m	9m
CorePro LEDstrip 830 270LMM SM	10m	9m	9m
CorePro LEDstrip 840 300LMM SM	10m	9m	9m
CorePro LEDstrip 865 300LMM SM	10m	9m	9m
CorePro LEDstrip 827 750LMM SM	9m	7m	7m
CorePro LEDstrip 830 750LMM SM	9m	7m	7m
CorePro LEDstrip 840 800LMM SM	9m	7m	7m
CorePro LEDstrip 865 780LMM SM	9m	7m	7m
CorePro LEDstrip 827 1080LMM SM	6m	4m	4m
CorePro LEDstrip 830 1080LMM SM	6m	4m	4m
CorePro LEDstrip 840 1200LMM SM	6m	4m	4m
CorePro LEDstrip 865 1180LMM SM	6m	4m	4m
CorePro LEDstrip 827 1450LMM SM	5m	3m	3m
CorePro LEDstrip 830 1450LMM SM	5m	3m	3m
CorePro LEDstrip 840 1600LMM SM	5m	3m	3m
CorePro LEDstrip 865 1580LMM SM	5m	3m	3m
MAS LEDstrip 927 475LMM SM	10m	9m	9m
MAS LEDstrip 930 475LMM SM	10m	9m	9m
MAS LEDstrip 940 500LMM SM	10m	9m	9m
MAS LEDstrip 965 500LMM SM	10m	9m	9m
MAS LEDstrip 927 920LMM SM	8m	5m	5m
MAS LEDstrip 930 920LMM SM	8m	5m	5m
MAS LEDstrip 940 1000LMM SM	8m	5m	5m
MAS LEDstrip 965 950LMM SM	8m	5m	5m
MAS LEDstrip 927 1380LMM SM	6m	3m	3m
MAS LEDstrip 930 1380LMM SM	6m	3m	3m
MAS LEDstrip 940 1500LMM SM	6m	3m	3m
MAS LEDstrip 965 1450LMM SM	6m	3m	3m
MAS LEDstrip 927 1830LMM SM	5m	2m	2m
MAS LEDstrip 930 1830LMM SM	5m	2m	2m
MAS LEDstrip 940 2000LMM SM	5m	2m	2m
MAS LEDstrip 965 2000LMM SM	5m	2m	2m
MAS LEDstrip 927 2400LMM SM	5m	2m	2m
MAS LEDstrip 930 2400LMM SM	5m	2m	2m
MAS LEDstrip 940 2500LMM SM	5m	2m	2m
MAS LEDstrip 965 2450LMM SM	5m	2m	2m

Max tape length after connector for connector load limit.

Type	Max length after connector 929003167702, 929003167802, 929003167902	Type	Max length after connector 929003167702, 929003167802, 929003167902	Type	Max length after connector 929003167702, 929003167802, 929003167902
CorePro LEDstrip 827 270LMM SM	9m	CorePro LEDstrip 830 1080LMM SM	4m	MAS LEDstrip 940 500LMM SM	9m
CorePro LEDstrip 830 270LMM SM	9m	CorePro LEDstrip 840 1200LMM SM	4m	MAS LEDstrip 965 1450LMM SM	2m
CorePro LEDstrip 840 300LMM SM	9m	CorePro LEDstrip 865 1180LMM SM	4m	MAS LEDstrip 927 1830LMM SM	2m
CorePro LEDstrip 865 300LMM SM	9m	CorePro LEDstrip 827 1450LMM SM	3m	MAS LEDstrip 930 1830LMM SM	2m
CorePro LEDstrip 827 750LMM SM	7m	CorePro LEDstrip 830 750LMM SM	3m	MAS LEDstrip 940 2000LMM SM	2m
CorePro LEDstrip 830 750LMM SM	7m	CorePro LEDstrip 840 1600LMM SM	3m	MAS LEDstrip 965 2000LMM SM	2m
CorePro LEDstrip 840 800LMM SM	7m	CorePro LEDstrip 865 1580LMM SM	3m	MAS LEDstrip 927 2400LMM SM	2m
CorePro LEDstrip 865 780LMM SM	7m	MAS LEDstrip 927 475LMM SM	9m	MAS LEDstrip 930 2400LMM SM	2m
CorePro LEDstrip 827 1080LMM SM	4m	MAS LEDstrip 930 475LMM SM	9m	MAS LEDstrip 940 2500LMM SM	2m
CorePro LEDstrip 830 1080LMM SM	4m	MAS LEDstrip 965 2450LMM SM	3m	MAS LEDstrip 965 2450LMM SM	2m

I2NC	Product description	Input Voltage	Max Power (W)	Minimum power - [W]	Minimum load at 100% light level [W]	Output power range [W]	Output current range [A]	Dimming range [%]	Output wire cross-section mm2 / AWG
92900220056	LED Transformer 60W 24VDC TD 220-240V	220-240V	60	0.45	18	0..60	0.1..2.5A	I..100	0.5..2.5 / 14..20
92900220066	LED Transformer 100W 24VDC TD 220-240V	220-240V	100	0.45	30	0..100	0.1..4.17A	I..100	0.5..2.5 / 14..20
92900220076	LED Transformer 150W 24VDC TD 220-240V	220-240V	150	0.45	45	0..150	0.5..6.25A	I..100	0.5..2.5 / 14..20
929002105580	LED Transformer 20W 24VDC TD 120-277V	120-277V	20	2.3	N.A.	2.3..20	0.1..0.83A	N.A.	0.5..2.5 / 14..20
929002105680	LED Transformer 40W 24VDC TD 120-277V	120-277V	40	2.3	N.A.	2.3..40	0.1..1.67A	N.A.	0.5..2.5 / 14..20
913710032267	LED TRANSFORMER 60W 24VDC	220-240V	60	2.3	N.A.	2.3..60	0.1..2.5A	N.A.	0.5..2.5 / 14..20
913710032567	LED TRANSFORMER 120W 24VDC	220-240V	120	2.3	N.A.	2.3..120	0.1..5A	N.A.	0.5..2.5 / 14..20
929002105980	LED Transformer 150W 24VDC TD 220-240V	220-240V	150	2.3	N.A.	2.3..150	0.1..6.25A	N.A.	0.5..2.5 / 14..20
929002146280	CeraDrive LED TRANSFORMER 30W 24VDC	220-240V	30	6	N.A.	6..30	0.25..1.25A	N.A.	0.5..1.5
929002146380	CeraDrive LED TRANSFORMER 60W 24VDC	220-240V	60	6	N.A.	6..60	0.25..2.5A	N.A.	0.5..1.5
929002146480	CeraDrive LED TRANSFORMER 120W 24VDC	220-240V	120	6	N.A.	6..120	0.1..5A	N.A.	0.5..1.5
929002146580	CeraDrive LED TRANSFORMER 180W 24VDC	220-240V	180	6	N.A.	6..180	0.1..7.5A	N.A.	0.5..1.5

Maximum length of extension wire vs cross section of extension wire.

Square mm	Max length (m)
0.5	1
0.75	1.5
1	3
1.5	5
2	