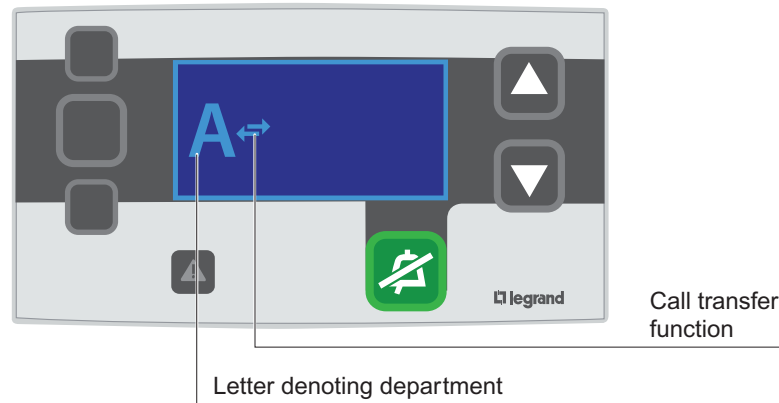


⚠ Contact the technical services department

Nurse presence and mute button	
Indications on the display 	Nurse present in room 1
	Attendance indicated by pressing the mute button on the main control unit

Nurse calls	
Patient calls 	Call from the door unit in room 1
	Call from bed 1 in room 1
	Call from bed 2 in room 1
	Call from the pull cord in the bathroom in room 1
Biomedical alarm in room 1 	Escape alarm, door 1
Nurse assistance request in room 1 	Nurse present Nurse assistance request OR
Bathroom emergency in room 1 	Nurse present Request for assistance
Extreme emergency call (code blue) in room 1 	Nurse present Extreme emergency request
Extreme emergency call (code blue) in the bathroom in room 1 	Nurse present Extreme emergency request



List of departments	
Letter	Department
<input type="text"/>
<input type="text"/>
<input type="text"/>
<input type="text"/>

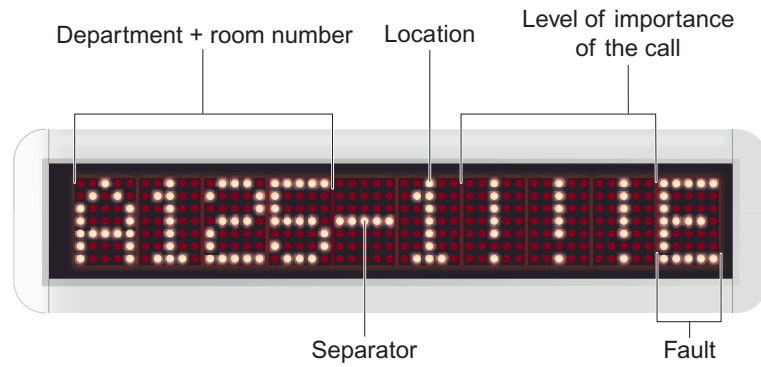
Nurse calls

To transfer a call to another department (New version 15W06)

<p>Main control unit with call transfer function enabled</p>	<p>Press buttons + simultaneously on the control unit</p>
<p>Configuring the call transfer on the control unit</p>	<p>Select the department to which you wish to transfer the call by pressing the down button </p>
<p>Confirming the transfer</p>	<p>Confirm the transfer by pressing buttons + simultaneously on the control unit</p>
<p>Transferring a call from dept. A to B</p>	

To cancel the call transfer (New version 15W06)

<p>Transferring a call from dept. A to B</p>	
<p>Confirming the transfer</p>	<p>Press buttons + simultaneously on the control unit</p>
<p>Configuring the call transfer on the control unit</p>	<p>Select the "empty" department to cancel the transfer by pressing the down button </p>
<p>Main control unit with call transfer function enabled</p>	<p>Press buttons + simultaneously on the control unit</p>



Nurse presence and mute button	
Indications on the display	
	Nurse present in room 125
	Attendance indicated by pressing the mute button on the main control unit

Nurse calls

Patient calls



Call from the door unit in room 125



Call from bed 1 in room 125




Call from bed 2 in room 125



Call from the pull cord in the bathroom in room 125



Biomedical alarm in room 125



Escape alarm, door 1



Nurse assistance request in room 125




Nurse present

Nurse assistance request

OR



Bathroom emergency in room 125



Nurse present

Request for assistance



Code blue alarm in room 125



Nurse present

Extreme emergency request

Code blue alarm in the bathroom in room 125



Nurse present

Extreme emergency request

Indications on the display	Audible signals		Audible signal types	Description
	On the display unit	On the main control unit		
				Patient call
				Bathroom call
				Emergency call
				Extreme emergency


Example error messages

	Fault in room 125
	Nurse present in room 125 + system fault
	Call from bed 1 in room 125 + system fault
	Secure wandering alarm on door 1 + system fault

Maintenance department

Tel. 1

Tel. 2



Nurse presence and mute button	
Indications on the overdoor light unit	
	Nurse present in the room from which the call was sent

Nurse calls	
Patient calls	
	Call from the door unit in room 125
	Call from bed 1 in room 125
	Call from the pull cord in the bathroom in room 125
Biomedical alarm in room 125	
<i>Flashing slowly</i>	Call from bedroom or other designated room at the end of the cycle of a medical device
Escape alarm, door 1	The alarm is not connected to the overdoor light units - they do not light up if the alarm is activated
Nurse assistance request in room 125	
<i>Flashing slowly</i>	Nurse present Nurse assistance request OR
Bathroom emergency in room 125	
<i>Flashing slowly</i>	Nurse present Request for assistance
Code blue alarm in room 125	
<i>Flashing quickly</i>	Nurse present Extreme emergency request
Code blue alarm in the bathroom in room 125	
<i>Flashing quickly</i>	Nurse present Extreme emergency request
Faults	
<i>Cyclical light-up</i>	Installation fault

		PRIORITY	
CALL TYPE	OPERATOR	DISPLAY ON CORRIDOR OVERDOOR LIGHT UNIT	DISPLAY ON CONTROL UNIT AND DOOR UNIT WITH DISPLAY SCREEN
Extreme emergency call from bathroom (code blue)			001-W BEEP BEEP BEEP
Extreme emergency call from bedroom (code blue)			001 BEEP BEEP BEEP
Emergency call (help) from bathroom			001-W BEEP BEEP BEEP
Emergency call (help) from bedroom			001 BEEP BEEP BEEP
Escape alarm			001 BEEP BEEP BEEP
Biomedical alarm			001-B BEEP BEEP BEEP
Bathroom call			001-W BEEP BEEP BEEP
Bedroom call			001 BEEP BEEP BEEP